



MADANAPALLE INSTITUTE OF TECHNOLOGY & SCIENCE
(UGC-AUTONOMOUS INSTITUTION)
Affiliated to JNTUA, Ananthapuramu & Approved by AICTE, New Delhi
NAAC Accredited with A+ Grade, NIRF India Rankings 2024 - Band: 201-300 (Engg.)
NBA Accredited - B.Tech. (CIVIL, CSE, ECE, EEE, MECH, CST), MBA & MCA



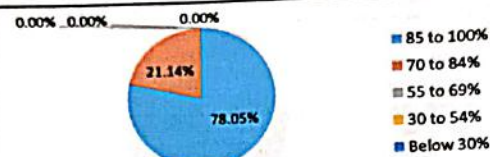
DEPARTMENT OF CIVIL ENGINEERING

Feedback on Student Satisfaction Survey (SSS) on Teaching Learning Process for AY 2023-2024

Total N.o of Responses: **123**

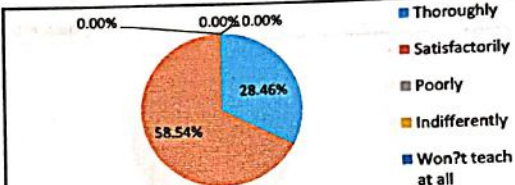
1 How much of the syllabus was covered in the class?

Syllabus	Count	Percentage
85 to 100%	96	78.05%
70 to 84%	26	21.14%
55 to 69%	0	0.00%
30 to 54%	0	0.00%
Below 30%	0	0.00%



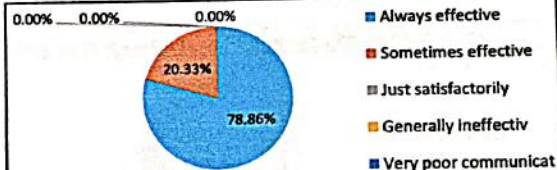
2 How well did the teachers prepare for the classes?

	Count	Percentage
Thoroughly	35	28.46%
Satisfactorily	72	58.54%
Poorly	0	0.00%
Indifferently	0	0.00%
Won't teach at all	0	0.00%



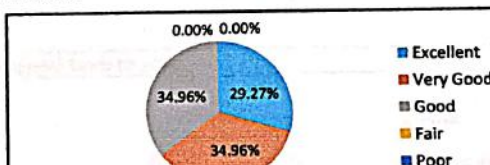
3 How well were the teachers able to communicate?

	Count	Percentage
Always effective	97	78.86%
Sometimes effective	25	20.33%
Just satisfactorily	0	0.00%
Generally ineffective	0	0.00%
Very poor communicat	0	0.00%



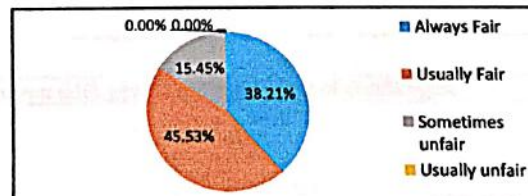
4 The teacher's approach to teaching can best be described as

	Count	Percentage
Excellent	36	29.27%
Very Good	43	34.96%
Good	43	34.96%
Fair	0	0.00%
Poor	0	0.00%



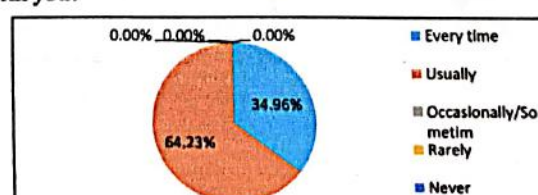
5 Fairness of the internal evaluation process by the teachers

	Count	Percentage
Always Fair	47	38.21%
Usually Fair	56	45.53%
Sometimes unfair	19	15.45%
Usually unfair	0	0.00%
unfair	0	0.00%



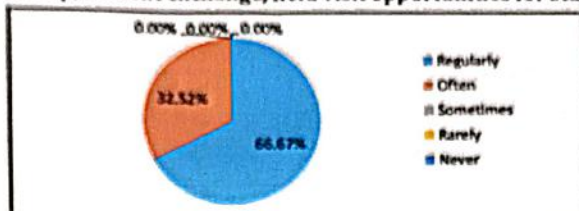
6 Was your performance in assignments discussed with you?

	Count	Percentage
Every time	43	34.96%
Usually	79	64.23%
Occasionally/Sometim	0	0.00%
Rarely	0	0.00%
Never	0	0.00%



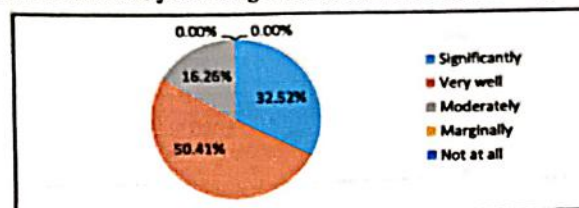
7 The institute takes active interest in promoting Internship, student exchange, field visit opportunities for students.

	Count	Percentage
Regularly	82	66.67%
Often	40	32.52%
Sometimes	0	0.00%
Rarely	0	0.00%
Never	0	0.00%



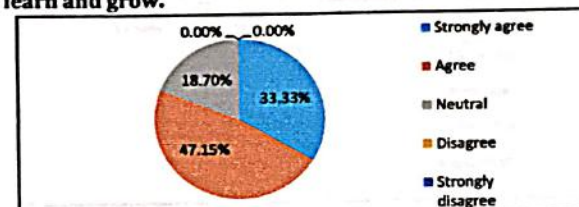
8 The teaching and mentoring process in your institution facilitates you in cognitive, social and emotional growth.

	Count	Percentage
Significantly	40	32.52%
Very well	62	50.41%
Moderately	20	16.26%
Marginally	0	0.00%
Not at all	0	0.00%



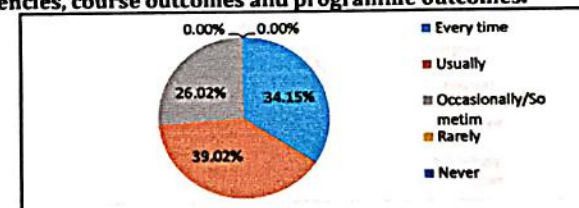
9 The institution provides multiple opportunities to learn and grow.

	Count	Percentage
Strongly agree	41	33.33%
Agree	58	47.15%
Neutral	23	18.70%
Disagree	0	0.00%
Strongly disagree	0	0.00%



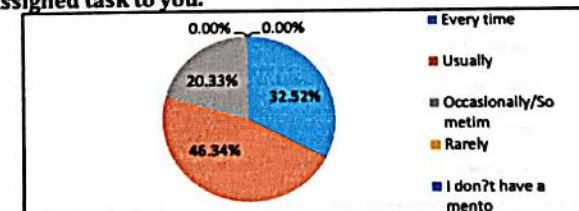
10 Teachers inform you about your expected competencies, course outcomes and programme outcomes.

	Count	Percentage
Every time	42	34.15%
Usually	48	39.02%
Occasionally/Sometim	32	26.02%
Rarely	0	0.00%
Never	0	0.00%



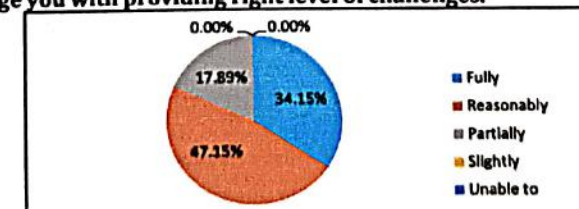
11 Your mentor does a necessary follow-up with an assigned task to you.

	Count	Percentage
Every time	40	32.52%
Usually	57	46.34%
Occasionally/Sometim	25	20.33%
Rarely	0	0.00%
I don't have a mento	0	0.00%



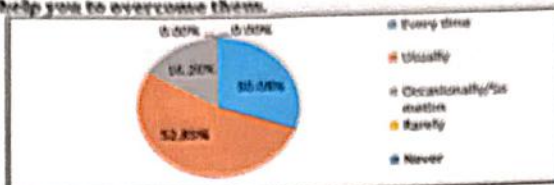
12 The teachers identify your strengths and encourage you with providing right level of challenges.

	Count	Percentage
Fully	42	34.15%
Reasonably	58	47.15%
Partially	22	17.89%
Slightly	0	0.00%
Unable to	0	0.00%



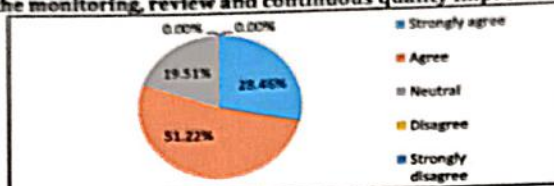
13 Teachers are able to identify your weaknesses and help you to overcome them.

	Count	Percentage
Every time	37	30.08%
Usually	65	52.85%
Occasionally/Sometimes	20	16.26%
Rarely	0	0.00%
Never	0	0.00%



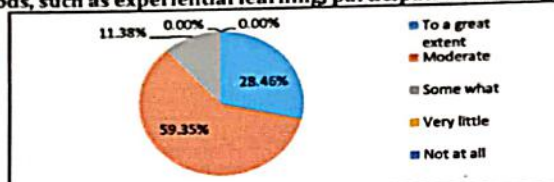
14 The institution makes effort to engage students in the monitoring, review and continuous quality improvement of the

	Count	Percentage
Strongly agree	35	28.46%
Agree	63	51.22%
Neutral	24	19.51%
Disagree	0	0.00%
Strongly disagree	0	0.00%



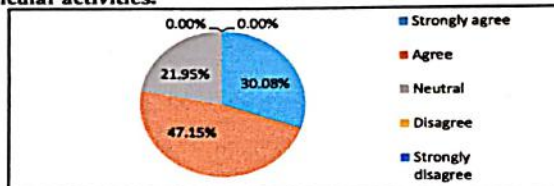
15 The institution/ teachers use student centric methods, such as experiential learning, participative learning and problem

	Count	Percentage
To a great extent	35	28.46%
Moderate	73	59.35%
Some what	14	11.38%
Very little	0	0.00%
Not at all	0	0.00%



16 Teachers encourage you to participate in extracurricular activities.

	Count	Percentage
Strongly agree	37	30.08%
Agree	58	47.15%
Neutral	27	21.95%
Disagree	0	0.00%
Strongly disagree	0	0.00%




17 Efforts are made by the institute/teachers to inculcate soft skills, life skills, and employability skills to make you ready

	Count	Percentage
To a great extent	43	34.96%
Moderate	57	46.34%
Some what	22	17.89%
Very little	0	0.00%
Not at all	0	0.00%



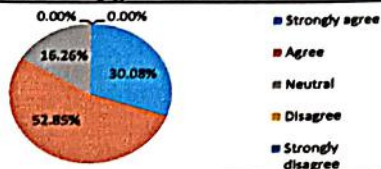
18 What percentage of teachers use ICT tools such as LCD projector, Multimedia, etc. while teaching.		
	Count	Percentage
Above 90%	61	

Above 90%	Count	Percentage
70 7 89%	64	52.03%
50 7 69%	36	29.27%
30 7 49%	10	8.13%
Below 29%	9	7.32%
	3	2.44%



	Count	Percent
19 The overall quality of the teaching-learning process in your institute is very good.		

	Count	Percentage
Strongly agree	37	30.08%
Agree	65	52.85%
Neutral	20	16.26%
Disagree	0	0.00%
Strongly disagree	0	0.00%



No suggestions
Good
Do something more
Good
No comments
Nothing
Better
Good
..
...
Good
Nothing
Nothing
Null
No

Signature of the Coordinator

S. P. H
Head of the Department
Civil Engineering
Madanapalle Institute of
Technology & Science
MADANAPALLE - 517 325



MADANAPALLE INSTITUTE OF TECHNOLOGY & SCIENCE
(UGC-AUTONOMOUS INSTITUTION)
Affiliated to JNTUA, Ananthapuram & Approved by AICTE, New Delhi
NAAC Accredited with A+ Grade, NIRF India Rankings 2024 - Band: 201-300 (Engg.)
NBA Accredited - B.Tech. (CIVIL, CSE, ECE, FEE, MECH, CST), MBA & MCA



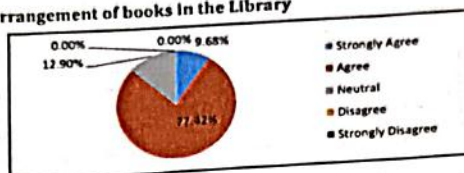
DEPARTMENT OF CIVIL ENGINEERING

Student Feedback Form on Facilities for AY 2023-24

Total No of Responses: **62**

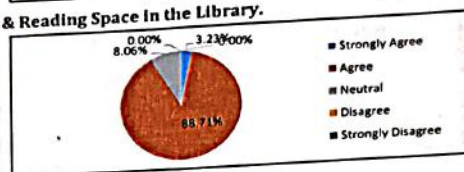
1 Rate the level of satisfaction with the cataloging and arrangement of books in the Library

	Count	Percentage
Strongly Agree	6	9.68%
Agree	48	77.42%
Neutral	8	12.90%
Disagree	0	0.00%
Strongly Disagree	0	0.00%



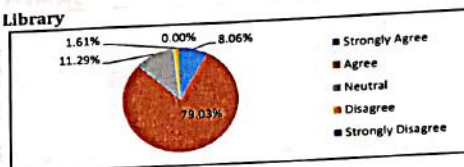
2 Rate the level of satisfaction with the available Books & Reading Space In the Library.

	Count	Percentage
Strongly Agree	2	3.23%
Agree	55	88.71%
Neutral	5	8.06%
Disagree	0	0.00%
Strongly Disagree	0	0.00%



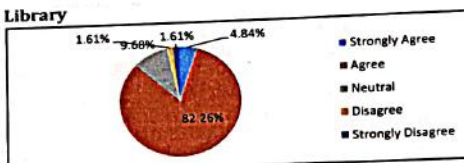
3 Rate the number of titles in subject availability in the Library

	Count	Percentage
Strongly Agree	5	8.06%
Agree	49	79.03%
Neutral	7	11.29%
Disagree	1	1.61%
Strongly Disagree	0	0.00%



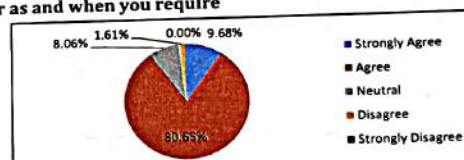
4 Rate the number of titles in subject availability in the Library

	Count	Percentage
Strongly Agree	3	4.84%
Agree	51	82.26%
Neutral	6	9.68%
Disagree	1	1.61%
Strongly Disagree	1	1.61%



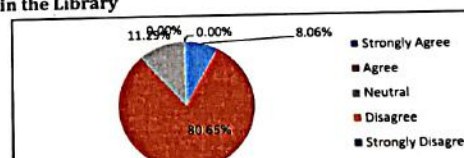
5 Rate the availability of computers in computer center as and when you require

	Count	Percentage
Strongly Agree	6	9.68%
Agree	50	80.65%
Neutral	5	8.06%
Disagree	1	1.61%
Strongly Disagree	0	0.00%



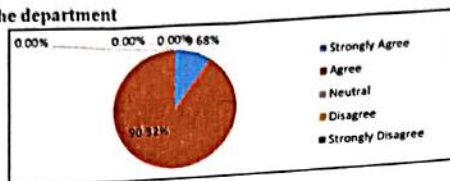
6 Rate the availability of educational online resources in the Library

	Count	Percentage
Strongly Agree	5	8.06%
Agree	50	80.65%
Neutral	7	11.29%
Disagree	0	0.00%
Strongly Disagree	0	0.00%



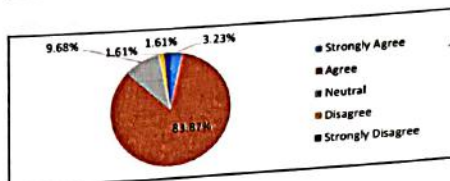
7 Rate the ambience of classrooms and laboratory in the department

	Count	Percentage
Strongly Agree	6	9.68%
Agree	56	90.32%
Neutral	0	0.00%
Disagree	0	0.00%
Strongly Disagree	0	0.00%



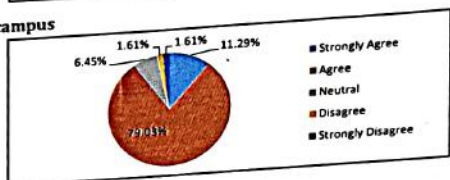
8 Rate the cleanliness of washrooms

	Count	Percentage
Strongly Agree	2	3.23%
Agree	52	83.87%
Neutral	6	9.68%
Disagree	1	1.61%
Strongly Disagree	1	1.61%



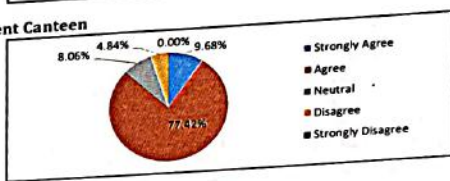
9 Rate the RO Drinking water facility available in the campus

	Count	Percentage
Strongly Agree	7	11.29%
Agree	49	79.03%
Neutral	4	6.45%
Disagree	1	1.61%
Strongly Disagree	1	1.61%



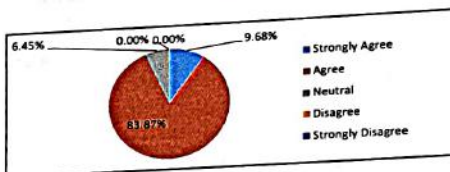
10 Rate the level of satisfaction food served in the present Canteen

	Count	Percentage
Strongly Agree	6	9.68%
Agree	48	77.42%
Neutral	5	8.06%
Disagree	3	4.84%
Strongly Disagree	0	0.00%



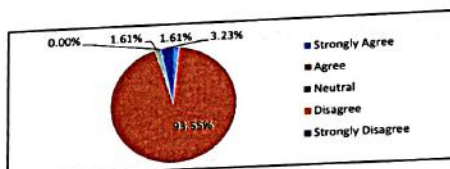
11 Rate the Students Clubs in the Campus

	Count	Percentage
Strongly Agree	6	9.68%
Agree	52	83.87%
Neutral	4	6.45%
Disagree	0	0.00%
Strongly Disagree	0	0.00%



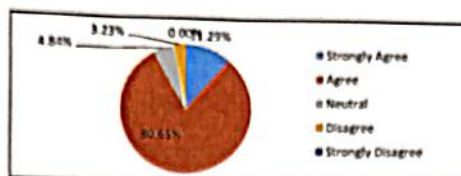
12 Rate the Student Welfare Office is Helpful to you

	Count	Percentage
Strongly Agree	1	1.61%
Agree	58	93.55%
Neutral	1	1.61%
Disagree	0	0.00%
Strongly Disagree	2	3.23%



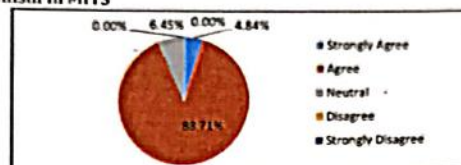
13 Rate your view on Social Services offered by MITS

	Count	Percentage
Strongly Agree	7	11.29%
Agree	50	80.65%
Neutral	3	4.84%
Disagree	2	3.23%
Strongly Disagree	0	0.00%



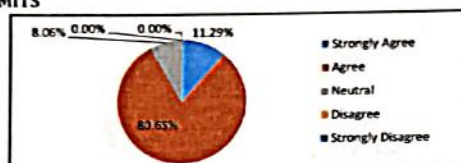
14 Rate your opinion on Grievance and redressal mechanism in MITS

	Count	Percentage
Strongly Agree	3	4.84%
Agree	55	88.71%
Neutral	4	6.45%
Disagree	0	0.00%
Strongly Disagree	0	0.00%



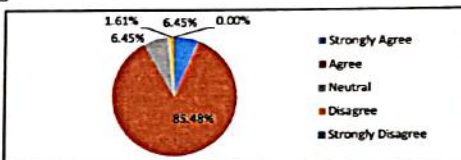
15 Rate the functioning of Training & Placement Cell In MITS

	Count	Percentage
Strongly Agree	7	11.29%
Agree	50	80.65%
Neutral	5	8.06%
Disagree	0	0.00%
Strongly Disagree	0	0.00%



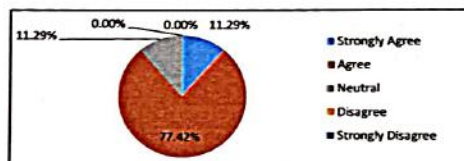
16 Rate the working condition of Laboratory Equipments

	Count	Percentage
Strongly Agree	4	6.45%
Agree	53	85.48%
Neutral	4	6.45%
Disagree	1	1.61%
Strongly Disagree	0	0.00%



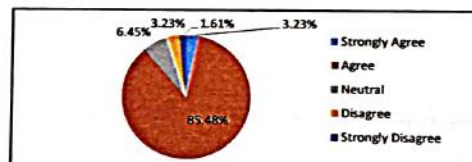
17 Rate the NSS / NCC Activities of MITS

	Count	Percentage
Strongly Agree	7	11.29%
Agree	48	77.42%
Neutral	7	11.29%
Disagree	0	0.00%
Strongly Disagree	0	0.00%



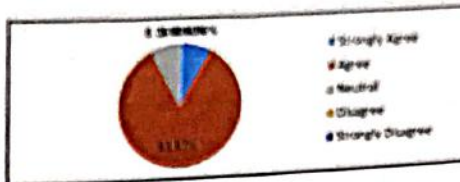
18 Rate the Hostel Facilities In MITS

	Count	Percentage
Strongly Agree	2	3.23%
Agree	53	85.48%
Neutral	4	6.45%
Disagree	2	3.23%
Strongly Disagree	1	1.61%




19 Rate the Medical Facilities in MITS Campus

	Count	Percentage
Strongly Agree	5	8.06%
Agree	52	83.87%
Neutral	5	8.06%
Disagree	0	0.00%
Strongly Disagree	0	0.00%



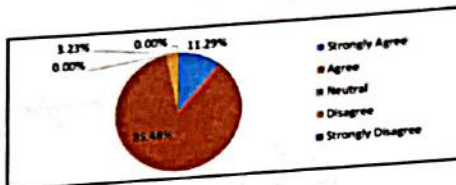
20 Rate The Transportation Facilities in MITS

	Count	Percentage
Strongly Agree	0	0.00%
Agree	62	100.00%
Neutral	0	0.00%
Disagree	0	0.00%
Strongly Disagree	0	0.00%



21 Rate The Sports Facilities in MITS

	Count	Percentage
Strongly Agree	7	11.29%
Agree	53	85.48%
Neutral	0	0.00%
Disagree	2	3.23%
Strongly Disagree	0	0.00%



remarks_suggest

Nil
No suggestions
Nothing
Good
Nil
Good
No suggestions
Nothing
No
Nothing
No suggestion yet
NA
Nothing
Good
Not much
It was good
Everything is ok
Good
Good

All good
nothing

No suggestions
Improve network connection
Apple
Good
Improvement

Nothing
No
Nothing
No improvement required
No suggestions
Some are Unnecessary rules
Nothing
Good
Yes
No
Every thing good
Thank you
Good
All good
Good
good
Go with the flow
Nil

No
Good
Watch man behaviour, and unnecessary rules which or not useful at all , very bag unacademic activities
Change the education system from credit based to skill based learning
Unnecessary Rules
No improvement required
NA

[Signature]
Faculty in Charge

[Signature]
Head of the Department
Civil Engineering
Madanapalle Institute of
Technology & Science
MADANAPALLE - 517 325



MADANAPALLE INSTITUTE OF TECHNOLOGY & SCIENCE
(UGC-AUTONOMOUS INSTITUTION)
Affiliated to JNTUA, Ananthapuramu & Approved by AICTE, New Delhi
NAAC Accredited with A+ Grade, NIRF India Rankings 2024 - Band: 201-300 (Engg.)
NBA Accredited - B.Tech. (CIVIL, CSE, ECE, EEE, MECH, CST), MBA & MCA



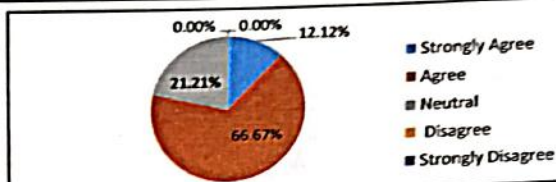
DEPARTMENT OF CIVIL ENGINEERING

Feedback on Curriculum, Teaching & Learning from Students for AY 2023-24

Total N.o of Responses: 33

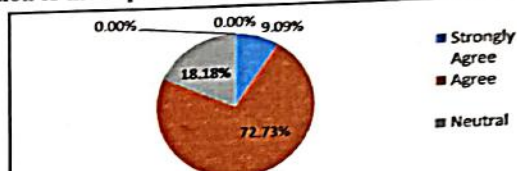
1 The Syllabus of each course was

Syllabus	Count	Percentage
Strongly Agree	4	12.12%
Agree	22	66.67%
Neutral	7	21.21%
Disagree	0	0.00%
Strongly Disagree	0	0.00%



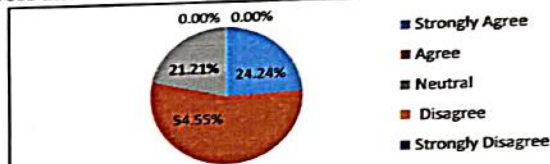
2 The depth of the course content is adequate in relation to the expected Course Outcomes (COs)

	Count	Percentage
Strongly Agree	3	9.09%
Agree	24	72.73%
Neutral	6	18.18%
Disagree	0	0.00%
Strongly Disagree	0	0.00%



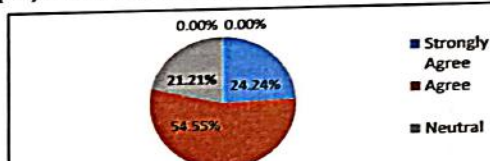
3 Opinion about library/textbooks/E-learning resources and facilities on the course

	Count	Percentage
Strongly Agree	8	24.24%
Agree	18	54.55%
Neutral	7	21.21%
Disagree	0	0.00%
Strongly Disagree	0	0.00%



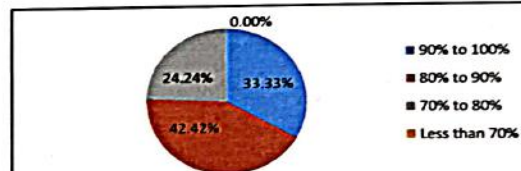
4 Knowledge/Skills acquired from theory/practical/project work to meet industry needs

	Count	Percentage
Strongly Agree	8	24.24%
Agree	18	54.55%
Neutral	7	21.21%
Disagree	0	0.00%
Strongly Disagree	0	0.00%



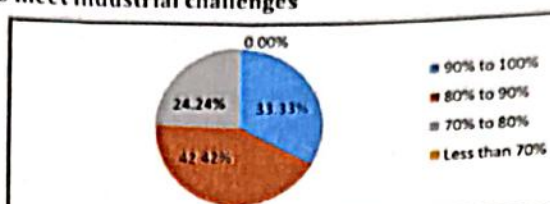
5 Syllabus coverage with proper sequencing

	Count	Percentage
90% to 100%	11	33.33%
80% to 90%	14	42.42%
70% to 80%	8	24.24%
Less than 70%	0	0.00%



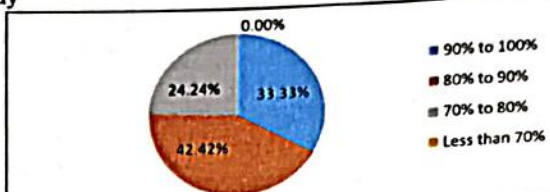
6 Syllabus equipped with necessary technical skills to meet industrial challenges

	Count	Percentage
Strongly Agree	7	21.21%
Agree	19	57.58%
Neutral	7	21.21%
Disagree	0	0.00%
Strongly Disagree	0	0.00%



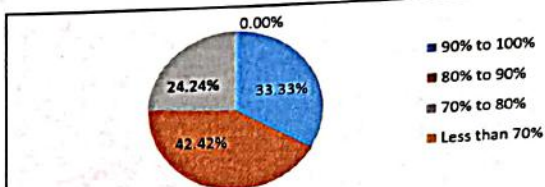
7 Relevance of course contents in the program of study

	Count	Percentage
Strongly Agree	8	24.24%
Agree	18	54.55%
Neutral	7	21.21%
Disagree	0	0.00%
Strongly Disagree	0	0.00%



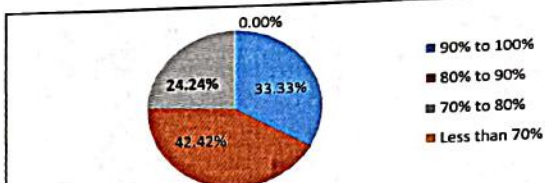
8 Process of Internal & External Assessment

	Count	Percentage
Strongly Agree	8	24.24%
Agree	18	54.55%
Neutral	7	21.21%
Disagree	0	0.00%
Strongly Disagree	0	0.00%



9 Provision for self learning/project based learning

	Count	Percentage
Strongly Agree	6	18.18%
Agree	18	54.55%
Neutral	7	21.21%
Disagree	0	0.00%
Strongly Disagree	0	0.00%



[Signature]
Faculty in charge

[Signature]
HOD
Head of the Department
Civil Engineering
Madanapalle Institute of
Technology & Science
MADANAPALLE - 517 325